

MULCHERS FOR SKID STEERS

Our commercial grade, hydraulic driven mulchers for skid steers can be used for environmental maintenance, bush cleaning, underbrush, branches, shrubs and stumps along the banks of rivers, canals, gas ducts, embankments, railway lines, etc.



UML/SSL - UML/SSL/VT

Forestry mulcher with fixed tooth rotor for skid steers.

p. 010

Min

Max



DML/SSL - DML/SSL/VT

Forestry mulcher with fixed tooth rotor for skid steers.

p. 012

Min

Max



PMM/SSL

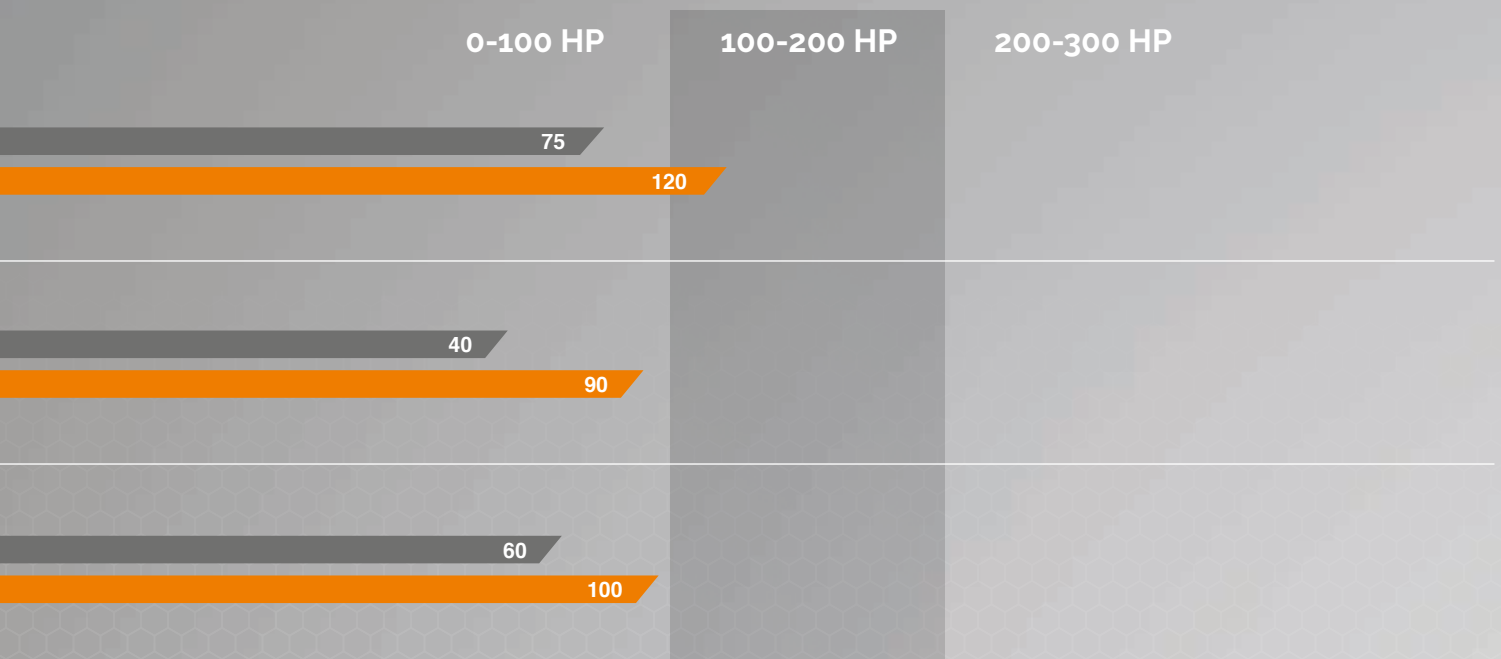
Brush mulcher with hammer/flail rotor for skid steer.

p. 013

Min

Max

MULTIPURPOSE USES FOR **EXCELLENT RESULTS**



MULCHERS FOR SKID STEERS

UML/SSL - UML/SSL/VT



from 75 to 120 HP



Ø 20 cm max

FORESTRY MULCHER WITH FIXED TOOTH ROTOR FOR SKID STEERS.

Robust and compact, the UML/SSL is renowned for its ergonomic design that guarantees excellent visibility for the operator during various situations. Thanks to the diverter valve kit option, it can be utilized with any brand of skid steer on the market. The VT version with automatic variable displacement hydraulic motor increases productivity by up to 50% and simultaneously reduces fuel consumption.

STANDARD EQUIPMENT


Enclosed machine body
Belt transmission
Hydraulic piston motor 63cc with relief and anticavitation valve (UML/SSL)
110/60cc variable torque hydraulic piston motor (UML/SSL/VT)
Hydraulic hoses
Hydraulic hood
Adjustable skids
Welded counter blade
Working pressure control gauge

Push frame
Dual row protection chains
Anti-dust rear hood
Motor integrated into the frame

OPTIONS

Customized setting hydraulic motor
Diverter valve
Oil cooler kit
Multiple tooth options

FEATURES



Low profile frame design
for excellent working visibility



Enclosed door drive
revolutionary system of door opening/ closing that prevents dirt from entering into the service areas of the machine

Reinforced sides
Increases axial load bearing

Heavy duty adjustable skids

Aggressive body design
the protruding rotor allows more material to process without dragging material

External pressure control Gauge



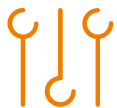
Poly-Chain® Carbon transmission belts
for solid power conversion and maximum productivity

Double row protection chains
knocks down the material exiting out the back, increasing safety





MAIN OPTIONS




1

VT motor
adjusts the motor to obtain
the maximum performance
from any skid steer



2

**Diverter valve to control hood
cylinders (plug & play)**
to control the opening and
closing of the hydraulic door



3

Oil cooler kit
for working in hot climates



4

**Roof mounted
cooler**
for working in hot
climates

MODEL	Power (HP)		Flow rate (L/min)		Pressure (bar)		Working width (mm)	Total width (mm)	Weight (kg)	Max shredding diameter (mm)	No. teeth	
	min	max	min	max	min	max					C/3+C/3/SS	I+C/3/SS
UML/SSL 125	75	120	130	150	200	350	1340	1640	1140	200	26+2	36+2
UML/SSL 150	75	120	130	150	200	350	1580	1880	1240	200	32+2	42+2
UML/SSL 175	85	120	130	150	230	350	1820	2120	1330	200	36+2	50+2
UML/SSL/VT 125*	75	120	130	200	200	350	1340	1640	1100	200	26+2	36+2
UML/SSL/VT 150*	75	120	130	200	200	350	1580	1880	1250	200	32+2	42+2
UML/SSL/VT 175*	75	120	130	200	200	350	1820	2120	1340	200	36+2	50+2

Data refers to machine as standard. The technical data in this catalog may be altered without prior notice.
*Variable displacement hydraulic motor.

MULCHERS FOR SKID STEERS

DML/SSL - DML/SSL/VT



from 40 to 90 HP



Ø 12 cm max

FORESTRY MULCHER WITH FIXED TOOTH ROTOR FOR SKID STEERS.

The DML/SSL is the smallest of the FAE fixed tooth mulchers designed and manufactured to be utilized with skid steers up to 90 HP. The heavy duty construction of the frame makes it a long term investment, while the special design of the fixed tooth rotor allows a neat cut of the material and guarantees maximum reliability and high performance. The automatic variable displacement hydraulic motor with mechanical adjustment makes it the ideal solution for skid steers that are not equipped with a high flow system.



STANDARD EQUIPMENT

- Enclosed machine body
- Belt transmission
- 17/34cc variable manual displacement hydraulic piston motor with relief and anticavitation valve (DML/SSL)
- 55/38cc variable torque hydraulic piston motor (DML/SSL/VT)
- Hydraulic hoses
- Hydraulic hood
- Welded counter blade

- Working pressure control gauge
- Push frame
- Diverter valve
- Motor integrated into the frame

OPTIONS

- 32/65cc variable manual displacement hydraulic piston motor with relief and anticavitation valve (DML/SSL)
- Customized setting hydraulic motor (DML/SSL/VT)
- Multiple tooth options



External pressure control Gauge

VT motor setting

Adjustable motor to obtain the maximum performance out of any skid steer



Diverter valve to control hood cylinder

to control the opening and closing of the hydraulic door

Steel counter-blades

helps mulch material into a smaller final size

MODEL	Power (HP)		Flow rate (L/min)		Pressure (bar)		Working width (mm)	Total width (mm)	Weight (kg)	Max shredding diameter (mm)	No. blades type E
	min	max	min	max	min	max					
DML/SSL 125	40	90	50	130	180	250	1240	1520	685	120	30
DML/SSL 150	40	90	50	130	180	250	1480	1760	785	120	36
DML/SSL 175	40	90	50	130	180	250	1720	2000	885	120	42
DML/SSL/VT 125*	40	90	90	115	180	250	1240	1520	685	120	30
DML/SSL/VT 150*	40	90	90	115	180	250	1480	1760	785	120	36
DML/SSL/VT 175*	40	90	90	115	180	250	1720	2000	885	120	42

Data refers to machine as standard. The technical data in this catalog may be altered without prior notice.

*Variable displacement hydraulic motor.



from 60 to 100 HP



Ø8 cm max

BRUSH MULCHER WITH HAMMER/FLAIL ROTOR FOR SKID STEERS.

A universal mulcher suitable for mulching bramble bushes, crop residues, bushes and grass. Thanks to its “floating system”, the mulcher’s rotor adheres perfectly to the terrain, ensuring a homogeneous material after mulching.

The support roller, larger in comparison to other attachments, guarantees the best performance even on particularly damp terrain.

The machine can be equipped with hammers for mulching material up to 8 cm diameter or grass flails to better respond to the various needs of the customer.



STANDARD EQUIPMENT
Enclosed machine body
Belt transmission
Quick attachment plate with self leveling device for skid steer
32/65cc variable manual displacement hydraulic piston motor with relief and anticavitation valve
Welded counter blade
Self cleaning rear roller with integrated skids

Attachment plate with self levelling device
Self levelling protection rubber
Possibility to have the rotor equipped with PML hammers or Y-flails

OPTIONS
Stronger bearing for back roller
Multiple flail options



Attachment plate with self leveling device
adapts to all types of terrain



Steel counter-blades
helps mulch material into a smaller final size



Self cleaning rear roller with integrated skids

Self leveling protection rubber

MODEL	Power (HP)		Flow rate (L/min)		Pressure (bar)		Working width (mm)	Total width (mm)	Weight (kg)	Max shredding diameter (mm)	No. teeth	
	min	max	min	max	min	max					hammers	flails
PMM/SSL 150	60	100	60	130	180	250	1540	1760	790	80	18	18
PMM/SSL 175	65	100	60	130	180	250	1780	2000	850	80	22	22
PMM/SSL 200	70	100	60	130	180	250	2020	2180	910	80	24	24

Data refers to machine as standard. The technical data in this catalog may be altered without prior notice.